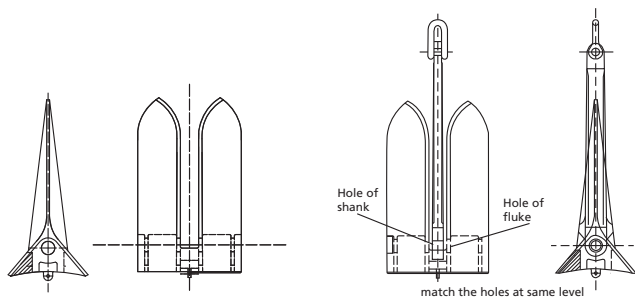


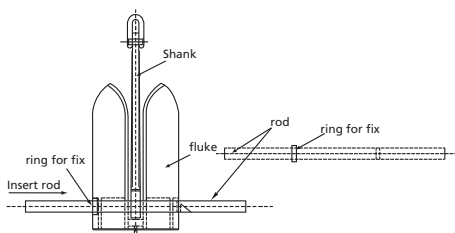
ANCHOR ASSEMBLY

OFFDRILL AND SIMILAR



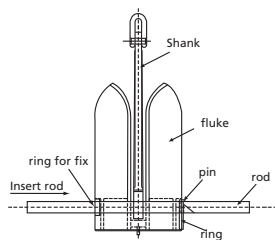
1 – place fluke horizontally,

2 – insert shank into fluke, adjust shank hole to match fluke hole



insert the rod from one side to the other tightly

3 – install rod through shank and fluke firmly



last step, install ring and pin at right side

4 – put on ring and pin to fix.

Note: The measurements in tables may vary between different models. Sotra Anchor & Chain AS can not be hold responsible for any deviate between tables and delivered equipment.