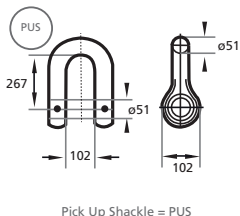
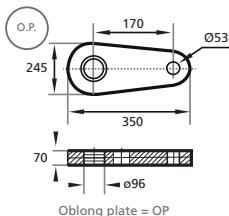
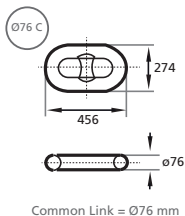
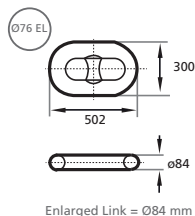
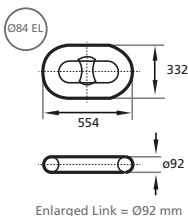
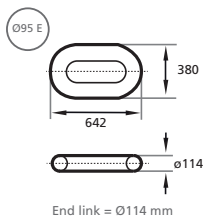
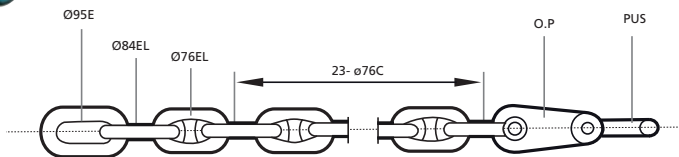




TOWING AND MOORING EQUIPMENT

SPECIAL CHAFE CHAIN 76 MM

GRADE R4



Tolerance: 2,5%

Note: The measurements in tables may vary between different models. Sotra Anchor & Chain AS can not be hold responsible for any deviate between tables and delivered equipment.