

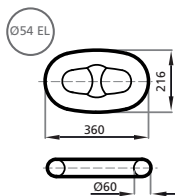
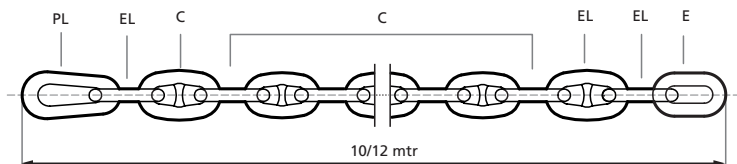


TOWING AND MOORING EQUIPMENT

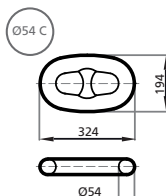
CHAFE CHAIN

54 MM

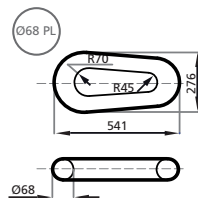
GRADE 3



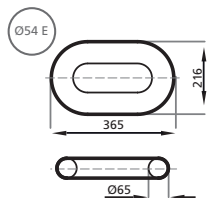
ENLARGED LINK = EL ($\text{Ø}54$)



COMMON LINK = C ($\text{Ø}54$)



PEAR SHAPED LINK = PL ($\text{Ø}54$)



END LINK = E

Note: The measurements in tables may vary between different models. Sotra Anchor & Chain AS can not be hold responsible for any deviate between tables and delivered equipment.