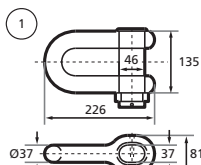
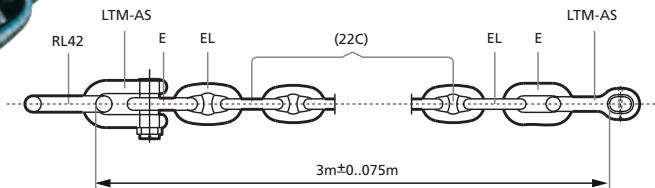




TOWING AND MOORING EQUIPMENT

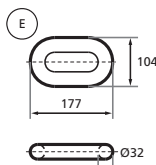
BUOY SUPPORT CHAIN

DIA. 26 MM



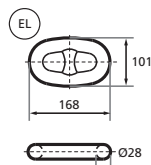
LTM Anchor Shackle = LTM-AS

Material: U3



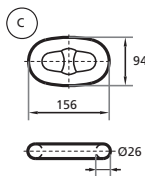
End Link = E

Material: U3



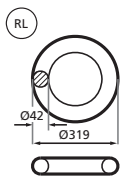
Enlarged Link = EL

Material: U3



Common Link = C

Material: U3



Round Link = RL42

Material: 42CrMo

Chain:

Round Link:

- | | | | |
|------------------------|--------|----------------------|--------|
| 1. Breaking Test Load: | 556 KN | 2. Proof Test Load: | 389 KN |
| Proof Test Load: | 389 KN | Safety Working Load: | 105 KN |
| Safety Working Load: | 105 KN | | |

Note: The measurements in tables may vary between different models. Sotra Anchor & Chain AS can not be hold responsible for any deviate between tables and delivered equipment.